











	Name	Trading start	Market cap, \$mln	Price, \$	% change, daily	% change, weekly	% change, monthly	% change, overall
	Decimated	03.05.2019	0.48	0.01021145	0.06	788.50	248.80	-79.58
	Fire Lotto	05.09.2018	0.31	0.01113994	52.96	546.69	668.60	-96.82
	Game Stars	22.10.2018	0.00	0.00058149	6.69	317.10	152.70	-98.34
	Shard	24.09.2018	1.70	0.08545388	-0.00	316.91	557.20	-85.01
	Vivid	01.08.2018	0.04	0.00656525	0.00	252.43	-49.15	-86.87
	CoinUs	24.12.2018	0.28	0.00081645	-3.48	178.55	-34.70	-98.37
	PARKGENE	10.05.2018	0.13	0.00044107	4.70	168.95	-16.02	-95.59
	Cryptosolartech	28.08.2018	0.14	0.00214788	740.15	149.64	580.86	-95.70
	BitScreener	31.07.2018	0.30	0.00186440	0.05	128.80	692.84	-97.93
	Zeon Network	15.03.2019	1.63	0.00006492	-21.00	117.04	359.91	-87.02

