











	Name	Trading start	Market cap, \$mln	Price, \$	% change, daily	% change, weekly	% change, monthly	% change, overall
	ONO	07.03.2019	2.93	0.00017364	1.72	1 157.25	2 154.35	-68.43
	Decimated	03.05.2019	0.48	0.01021145	-0.00	1 081.57	296.95	-79.58
	Fivebalance	18.10.2018	0.22	0.00039325	718.13	960.41	1 125.20	96.62
	Zeon Network	15.03.2019	3.61	0.00014388	103.82	527.49	910.91	-71.22
	Beat	27.11.2018	0.18	0.00142696	0.00	386.18	289.04	-93.80
	Auctus	20.04.2018	0.39	0.01291653	-0.15	359.24	372.65	-95.03
	Shard	24.09.2018	1.70	0.08545388	-0.00	316.91	557.20	-85.01
	carboneum	12.09.2018	1.26	0.02435869	-1.24	274.38	191.89	-67.52
	Decentralized	30.04.2018	0.18	0.00121663	0.36	210.35	385.52	-99.16
	Machine Learning	02.08.2018	0.00	0.00007023	162.91	209.93	8.15	-98.83

