











	Name	Trading start	Market cap, \$mln	Price, \$	% change, daily	% change, weekly	% change, monthly	% change, overall
	Decimated	03.05.2019	0.48	0.01021145	-0.00	1 081.57	296.95	-79.58
	IOTW	21.05.2019	0.25	0.00763826	0.00	529.73	70.88	-84.72
	Shard	24.09.2018	1.70	0.08545388	-0.00	316.91	557.20	-85.01
	Agrolot	10.10.2018	0.05	0.00074974	-10.15	277.48	149.91	-99.93
	Polybius	07.07.2017	10.70	2.69491078	-15.41	261.19	308.67	-73.05
	RefToken	20.01.2018	0.34	0.33500894	-0.00	242.98	318.39	-87.31
	Energi Token	26.06.2018	0.19	0.00010053	-0.00	176.82	-28.18	-99.75
	Cryptosolartech	28.08.2018	0.14	0.00214788	740.15	149.64	580.86	-95.70
	Shivom	07.06.2018	1.06	0.00116112	74.85	147.35	30.75	-98.94
	SRCOIN	25.04.2018	0.21	0.00004090	118.98	142.20	142.03	-99.32

