
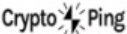










	Name	Trading start	Market cap, \$mln	Price, \$	% change, daily	% change, weekly	% change, monthly	% change, overall
	Decimated	03.05.2019	0.48	0.01021145	-0.00	1 081.57	296.95	-79.58
	CryptoPing	04.07.2017	0.36	0.04055487	-16.72	834.22	50.93	-85.40
	Asura Coin	19.10.2018	0.04	0.00017765	9.88	633.84	892.05	-99.19
	HOLD	13.08.2018	0.70	0.00099445	264.98	475.88	61.64	-96.02
	Kuende	21.05.2019	0.09	0.00011226	292.36	334.26	388.22	-97.19
	Shard	24.09.2018	1.70	0.08545388	-0.00	316.91	557.20	-85.01
	Typerium	25.10.2018	0.59	0.00036445	25.47	231.39	40.67	-96.36
	Iconiq Lab	11.10.2018	0.71	0.18314327	-11.02	177.71	54.86	59.26
	Emphy	11.11.2017	0.07	0.00845321	-0.00	149.83	13.45	-91.55
	Cryptosolartech	28.08.2018	0.14	0.00214788	740.15	149.64	580.86	-95.70

