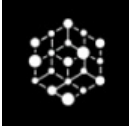




	Name	Trading start	Market cap, \$mln	Price, \$	% change, daily	% change, weekly	% change, monthly	% change, overall
	Decimated	03.05.2019	0.48	0.01021145	-0.00	1 081.57	296.95	-79.58
	CryptalDash	02.10.2018	9.28	0.00928411	0.00	800.24	1 080.85	-22.63
	RightMesh	01.08.2018	0.32	0.00446244	194.51	340.23	487.76	-99.55
	Shard	24.09.2018	1.70	0.08545388	-0.00	316.91	557.20	-85.01
	Shivom	07.06.2018	1.46	0.00160543	-0.16	292.41	88.98	-98.54
	ONO	07.03.2019	0.71	0.00004235	163.71	243.71	206.61	-92.30
	Biotron.io	01.05.2018	0.01	0.00019566	0.01	193.77	24.43	-98.04
	ClearPoll	26.10.2017	0.27	0.03886693	2.41	187.89	187.41	-74.09
	Cryptosolartech	28.08.2018	0.14	0.00214788	740.15	149.64	580.86	-95.70
	Kin	28.09.2017	9.55	0.00000786	29.76	131.10	177.44	-92.14

