











| | Name | Trading start | Market cap, \$mln | Price, \$ | % change, daily | % change, weekly | % change, monthly | % change, overall |
|---|---------------------|---------------|-------------------|------------|-----------------|------------------|-------------------|-------------------|
|  | Decimated | 03.05.2019 | 0.48 | 0.01021145 | -0.00 | 1 081.57 | 296.95 | -79.58 |
|  | INS | 11.01.2018 | 0.51 | 1.11458380 | -0.57 | 440.41 | 626.52 | -56.12 |
|  | ALAX | 26.06.2018 | 0.05 | 0.00248855 | 0.00 | 358.74 | -14.12 | -95.63 |
|  | Shard | 24.09.2018 | 1.70 | 0.08545388 | -0.00 | 316.91 | 557.20 | -85.01 |
|  | EtherInc | 07.11.2018 | 0.15 | 0.00046476 | 59.34 | 291.96 | 547.44 | -99.54 |
|  | XTock | 09.04.2019 | 0.00 | 0.00074561 | -24.68 | 266.51 | 184.09 | -98.51 |
|  | Intelligent Trading | 26.10.2017 | 0.10 | 0.01045939 | 264.59 | 190.98 | 314.76 | -94.54 |
|  | Cryptosolar | 28.08.2018 | 0.14 | 0.00214788 | 740.15 | 149.64 | 580.86 | -95.70 |
|  | Fivebalance | 18.10.2018 | 0.04 | 0.00006273 | 28.80 | 146.94 | 11.65 | -68.64 |
|  | Dragon | 20.03.2018 | 41.01 | 0.11760955 | -0.90 | 115.34 | 46.77 | -96.12 |

