











	Name	Trading start	Market cap, \$mln	Price, \$	% change, daily	% change, weekly	% change, monthly	% change, overall
	BiteX	19.03.2019	2.44	0.01225751	-6.44	1 282.13	1 554.89	-97.55
	Decimated	03.05.2019	0.48	0.01021145	-0.00	1 081.57	296.95	-79.58
	PayFair	03.12.2017	0.01	0.00015740	6.12	1 051.59	43.80	-99.03
	Autonio	07.11.2017	0.34	0.00314913	-38.97	431.31	171.74	-96.85
	ShipChain	10.03.2018	6.36	0.02433744	46.08	395.84	617.82	-91.64
	GoldMint	09.02.2018	1.22	0.63801625	-16.82	330.50	521.40	-90.89
	Shard	24.09.2018	1.70	0.08545388	-0.00	316.91	557.20	-85.01
	Quinads	03.01.2019	0.12	0.00000895	5.12	227.12	294.43	-95.53
	OLXA	27.03.2019	0.29	0.00021681	2.06	224.79	251.26	-98.19
	Wings	11.01.2017	3.35	0.03440666	70.82	201.47	211.37	22.01

