











	Name	Trading start	Market cap, \$mln	Price, \$	% change, daily	% change, weekly	% change, monthly	% change, overall
	Decimated	03.05.2019	0.48	0.01021145	-0.00	1 081.57	296.95	-79.58
	Agrolot	10.10.2018	0.15	0.00167306	-33.86	948.69	1 337.69	-99.83
	Simmitri	08.10.2018	0.01	0.00012363	-0.00	556.47	-13.57	-99.27
	Shard	24.09.2018	1.70	0.08545388	-0.00	316.91	557.20	-85.01
	WPP	26.04.2019	1.12	0.00324481	21.38	314.74	5 686.42	-93.99
	MONEYNET	21.02.2019	0.17	0.00004674	0.00	270.71	287.49	-88.87
	CrowdWiz	14.11.2018	0.05	0.01240000	-15.35	244.44	244.44	-98.76
	savedroid	13.08.2018	0.29	0.00010606	-0.00	188.07	82.27	-98.94
	Daneel	20.04.2018	0.25	0.01258762	22.98	186.31	112.14	-95.66
	SnapCoin	08.01.2019	1.80	0.00381560	-37.93	166.23	522.56	-97.88

