











	Name	Trading start	Market cap, \$mln	Price, \$	% change, daily	% change, weekly	% change, monthly	% change, overall
	Decimated	03.05.2019	0.48	0.01021145	-0.00	1 081.57	296.95	-79.58
	Shard	24.09.2018	1.70	0.08545388	-0.00	316.91	557.20	-85.01
	WPP	26.04.2019	3.56	0.01028753	12.85	191.13	17 899.30	-80.95
	Connect Coin	14.05.2019	0.05	0.00129851	81.06	152.42	252.35	-99.81
	Ties.Network	09.11.2017	0.31	0.00753884	0.00	151.73	97.66	-96.86
	Cryptosolartech	28.08.2018	0.14	0.00214788	740.15	149.64	580.86	-95.70
	Autonio	07.11.2017	0.12	0.00109607	183.55	132.46	-0.12	-98.90
	Mindol	29.03.2019	300.70	1.76564786	43.00	125.31	-38.46	675.09
	Menlo One	09.11.2018	0.13	0.00044273	118.74	118.74	0.31	-97.40
	NAM	02.08.2018	0.00	0.00004087	0.10	114.65	31.95	-99.32

