











| | Name | Trading start | Market cap, \$mln | Price, \$ | % change, daily | % change, weekly | % change, monthly | % change, overall |
|-------------------------------------------------------------------------------------|-------------------|---------------|-------------------|------------|-----------------|------------------|-------------------|-------------------|
|  | Decimated | 03.05.2019 | 0.48 | 0.01021145 | -0.00 | 1 081.57 | 296.95 | -79.58 |
|  | FundRequest | 21.05.2018 | 0.07 | 0.00153511 | -0.00 | 820.91 | 325.78 | -99.68 |
|  | Ethorse | 16.01.2018 | 0.21 | 0.00301222 | 145.74 | 787.15 | 540.41 | -94.21 |
|  | CEDEX | 10.08.2018 | 0.00 | 0.00396551 | 547.76 | 679.13 | 476.56 | -99.24 |
|  | LemoChain | 19.07.2018 | 0.00 | 0.01074171 | 127.39 | 484.08 | 440.31 | -81.48 |
|  | DAOBet | 02.07.2017 | 5.54 | 0.03314657 | 34.16 | 326.78 | 199.70 | -66.85 |
|  | Shard | 24.09.2018 | 1.70 | 0.08545388 | -0.00 | 316.91 | 557.20 | -85.01 |
|  | Agrolot | 10.10.2018 | 0.06 | 0.00070000 | 17.76 | 250.00 | 16.67 | -99.93 |
|  | Cointorox | 20.03.2019 | 0.00 | 0.00040092 | 2.85 | 247.68 | 247.68 | -99.92 |
|  | Billionaire Token | 23.09.2017 | 0.27 | 0.09006877 | 57.45 | 197.91 | 116.86 | -9.93 |

