











	Name	Trading start	Market cap, \$mln	Price, \$	% change, daily	% change, weekly	% change, monthly	% change, overall
	INCX	02.08.2018	0.61	0.00143250	174.41	2 827.66	2 029.95	-88.06
	Decimated	03.05.2019	0.48	0.01021145	-0.00	1 081.57	296.95	-79.58
	FarmaTrust	14.08.2018	7.14	0.01190743	159.43	949.24	-9.11	-76.19
	Shard	24.09.2018	1.70	0.08545388	-0.00	316.91	557.20	-85.01
	Horyou	01.05.2019	1.70	0.00155715	-22.02	274.98	-12.42	-95.13
	Pyrex	09.10.2018	0.33	0.03300058	-3.56	215.94	907.98	-34.00
	GazeCoin	07.09.2018	0.00	0.03413462	31.56	200.65	-42.48	-86.35
	FundRequest	21.05.2018	0.11	0.00220385	-38.76	167.15	43.56	-99.54
	Cryptosolartech	28.08.2018	0.14	0.00214788	740.15	149.64	580.86	-95.70
	TOKENOMY	10.03.2018	9.22	0.04611547	-2.75	147.97	96.59	-74.38

