











	Name	Trading start	Market cap, \$mln	Price, \$	% change, daily	% change, weekly	% change, monthly	% change, overall
	Origami Network	29.04.2018	0.70	0.16605135	5.17	2 758.68	2 458.55	18.61
	Paymon	07.06.2018	0.04	0.00006727	1.56	1 483.01	-39.81	-99.55
	Decimated	03.05.2019	0.48	0.01021145	-0.00	1 081.57	296.95	-79.58
	FundRequest	21.05.2018	0.59	0.01240375	1.87	463.05	708.00	-97.42
	Fire Lotto	05.09.2018	0.56	0.02034893	26.85	410.34	507.86	-94.19
	Blockcloud	11.04.2019	0.00	0.00068080	23.69	400.09	219.67	-99.32
	Kin	28.09.2017	27.53	0.00001814	25.96	305.57	123.79	-81.86
	Cryptosolartech	28.08.2018	0.14	0.00214788	740.15	149.64	580.86	-95.70
	Sapien	06.08.2018	2.74	0.01239671	2.42	144.57	158.38	-87.60
	CosmoChain	23.07.2018	0.50	0.00073855	-11.20	117.08	63.66	-98.91

