











	Name	Trading start	Market cap, \$mln	Price, \$	% change, daily	% change, weekly	% change, monthly	% change, overall
	Origami Network	29.04.2018	0.70	0.16605135	5.17	2 758.68	2 458.55	18.61
	Paymon	07.06.2018	0.04	0.00006727	1.56	1 483.01	-39.81	-99.55
	Decimated	03.05.2019	0.48	0.01021145	-0.00	1 081.57	296.95	-79.58
	INCX	02.08.2018	0.28	0.00064934	-56.42	977.73	1 124.07	-94.59
	Kind Ads System	03.08.2018	0.20	0.00468207	110.78	443.60	330.64	-98.58
	Owndata	08.08.2018	0.85	0.00008256	141.21	336.28	134.12	-65.60
	CashBet	11.06.2018	8.00	0.05130295	-11.83	274.24	390.01	-89.74
	Electronic Energy	02.05.2019	1.64	0.00377568	36.20	207.07	141.43	-99.24
	Simitri	08.10.2018	0.00	0.00006858	1.51	161.30	63.49	-99.60
	Ink Labs Foundation	20.11.2017	0.80	0.00171830	117.37	153.61	35.34	-99.57

