











	Name	Trading start	Market cap, \$mln	Price, \$	% change, daily	% change, weekly	% change, monthly	% change, overall
	Origami Network	29.04.2018	0.70	0.16605135	5.17	2 758.68	2 458.55	18.61
	Shard	24.09.2018	0.55	0.02738820	137.69	2 238.74	-66.85	-95.20
	Paymon	07.06.2018	0.04	0.00006727	1.56	1 483.01	-39.81	-99.55
	Napoleon X	21.03.2018	6.79	0.27937417	0.07	1 288.89	87.04	20.10
	GNY IO	14.05.2019	11.01	0.05724620	253.17	1 201.92	1 215.46	-42.75
	Decimated	03.05.2019	0.48	0.01021145	-0.00	1 081.57	296.95	-79.58
	Trade.io	20.12.2018	2.20	0.02578834	-0.05	701.61	-5.26	-97.70
	district0x	04.08.2017	34.71	0.05785728	-7.55	555.52	525.71	243.61
	Civic	18.07.2017	83.94	0.12528603	-2.52	414.00	340.49	25.29
	GoHelpFund	17.10.2018	0.05	0.00384754	92.36	209.93	238.41	-97.25

