











	Name	Trading start	Market cap, \$mln	Price, \$	% change, daily	% change, weekly	% change, monthly	% change, overall
	Scanetchain	22.02.2019	0.20	0.00024234	21.48	599.44	625.91	-99.36
	CRYCASH	23.04.2018	0.36	0.07467447	39.67	362.96	33.63	-93.21
	Pyrex	09.10.2018	0.50	0.05036756	32.73	304.52	225.38	0.74
	XTRD	02.08.2018	0.00	0.00205030	337.30	248.54	235.17	-97.44
	Provoco	26.10.2018	0.00	0.00000081	-29.55	205.49	3.31	-100.00
	Incodium	10.10.2018	0.08	0.00000890	3.86	199.39	132.47	-99.90
	BITCOINUS	17.10.2018	0.00	0.00000109	25.32	177.24	23.68	-100.00
	Cryptosolartech	28.08.2018	0.14	0.00214788	740.15	149.64	580.86	-95.70
	Block-Chain.com	11.10.2018	1.13	0.00546393	8.46	133.45	121.55	-94.54
	Chainium	25.04.2018	2.40	0.02402040	18.59	121.79	5.80	-63.82

