









| | Name | Trading start | Market cap, \$mln | Price, \$ | % change, daily | % change, weekly | % change, monthly | % change, overall |
|---|-----------------|---------------|-------------------|------------|-----------------|------------------|-------------------|-------------------|
|  | Origami Network | 29.04.2018 | 0.70 | 0.16605135 | 5.17 | 2 758.68 | 2 458.55 | 18.61 |
|  | Shard | 24.09.2018 | 0.55 | 0.02738820 | 137.69 | 2 238.74 | -66.85 | -95.20 |
|  | Paymon | 07.06.2018 | 0.04 | 0.00006727 | 1.56 | 1 483.01 | -39.81 | -99.55 |
|  | Napoleon X | 21.03.2018 | 6.79 | 0.27937417 | 0.07 | 1 288.89 | 87.04 | 20.10 |
|  | GNY IO | 14.05.2019 | 11.01 | 0.05724620 | 253.17 | 1 201.92 | 1 215.46 | -42.75 |
|  | Decimated | 03.05.2019 | 0.48 | 0.01021145 | -0.00 | 1 081.57 | 296.95 | -79.58 |
|  | Trade.io | 20.12.2018 | 2.20 | 0.02578834 | -0.05 | 701.61 | -5.26 | -97.70 |
|  | district0x | 04.08.2017 | 34.71 | 0.05785728 | -7.55 | 555.52 | 525.71 | 243.61 |
|  | Civic | 18.07.2017 | 83.94 | 0.12528603 | -2.52 | 414.00 | 340.49 | 25.29 |
|  | GoHelpFund | 17.10.2018 | 0.05 | 0.00384754 | 92.36 | 209.93 | 238.41 | -97.25 |

